

How to Select Subjects for Year 8 Volleyball Course

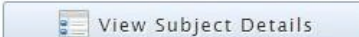
1 Access the direct link in your school email from 'noreply@selectmysubjects.com.au' titled 'Your Web Preferences Access' Guide'

2 Alternatively, you can copy the link provided in Daymap and paste into a browser (Chrome or Firefox are recommended)

3 Click "Add New Preferences"

udent select the **Special Interest Music stream**,
y student select the **Special Interest Volleyball stream**.
rogram please ensure you select the subject "**8 F1 In Schools**"

 + Add New Preferences

 View Subject Details

Submitted Preference Receipts

Receipts will be displayed here, once you have submitted. Click "Add New Preferences" to get started.

Remaining Submission Opportunities

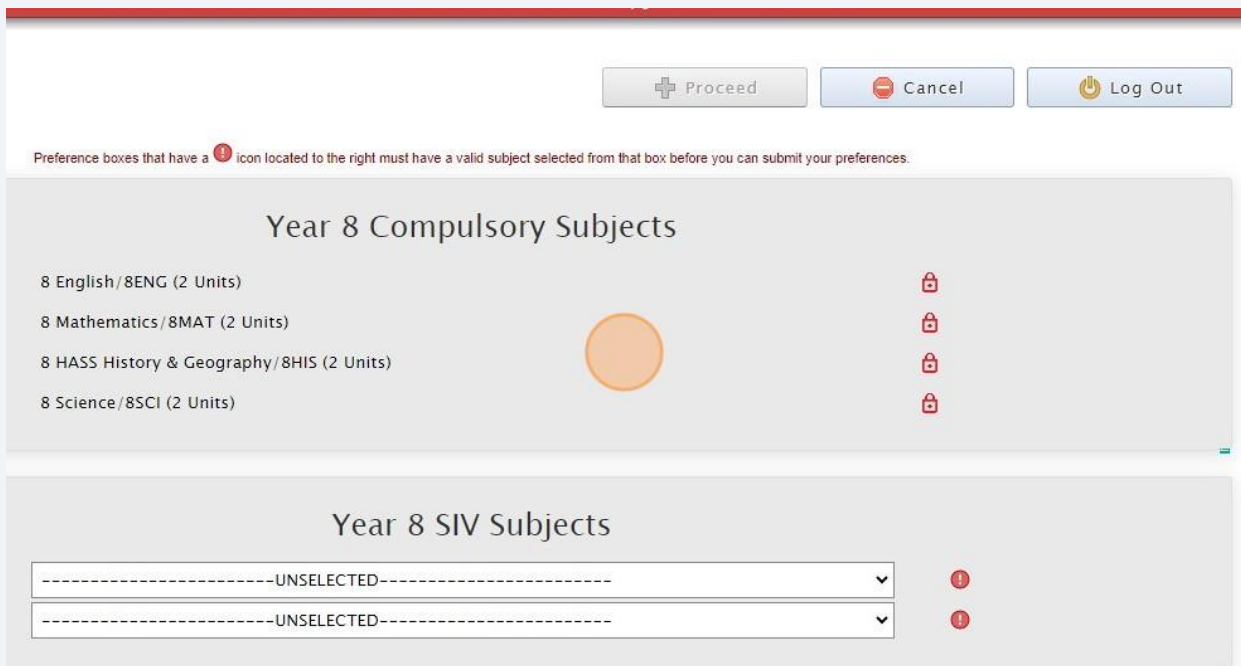
4

Click "2025 Year 8 Special Interest Volleyball Course"



5

Your compulsory English, HASS, Mathematics & Science Subjects have already been selected



6 You must select Volleyball A & B

Units)

hy/8HIS (2 Units)

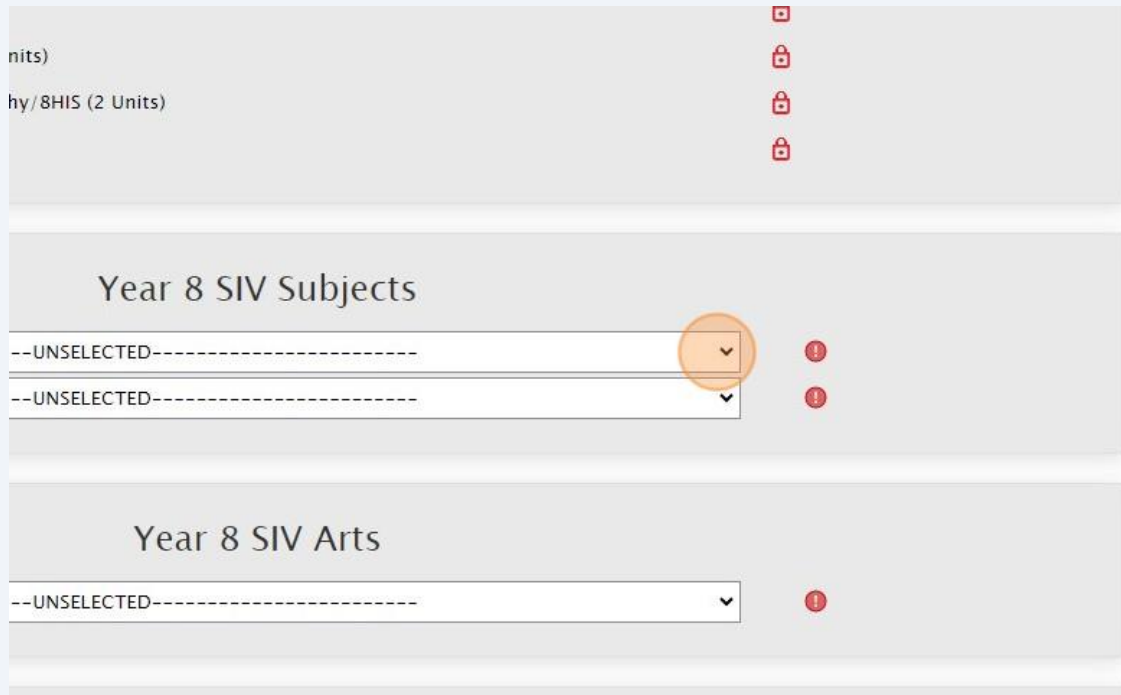
Year 8 SIV Subjects

--UNSELECTED-----

--UNSELECTED-----

Year 8 SIV Arts

--UNSELECTED-----

A screenshot of a web form with several sections. The top section contains the text 'Units)' and 'hy/8HIS (2 Units)' with three red lock icons to the right. Below this is a section titled 'Year 8 SIV Subjects' containing two dropdown menus, both showing '--UNSELECTED-----'. The second dropdown menu is circled in orange. To the right of each dropdown is a red error icon. Below that is a section titled 'Year 8 SIV Arts' containing one dropdown menu showing '--UNSELECTED-----' with a red error icon to its right.

7 You must select 1 subject from "Year 8 Arts Subjects"

Year 8 SIV Subjects

nit)

nit)

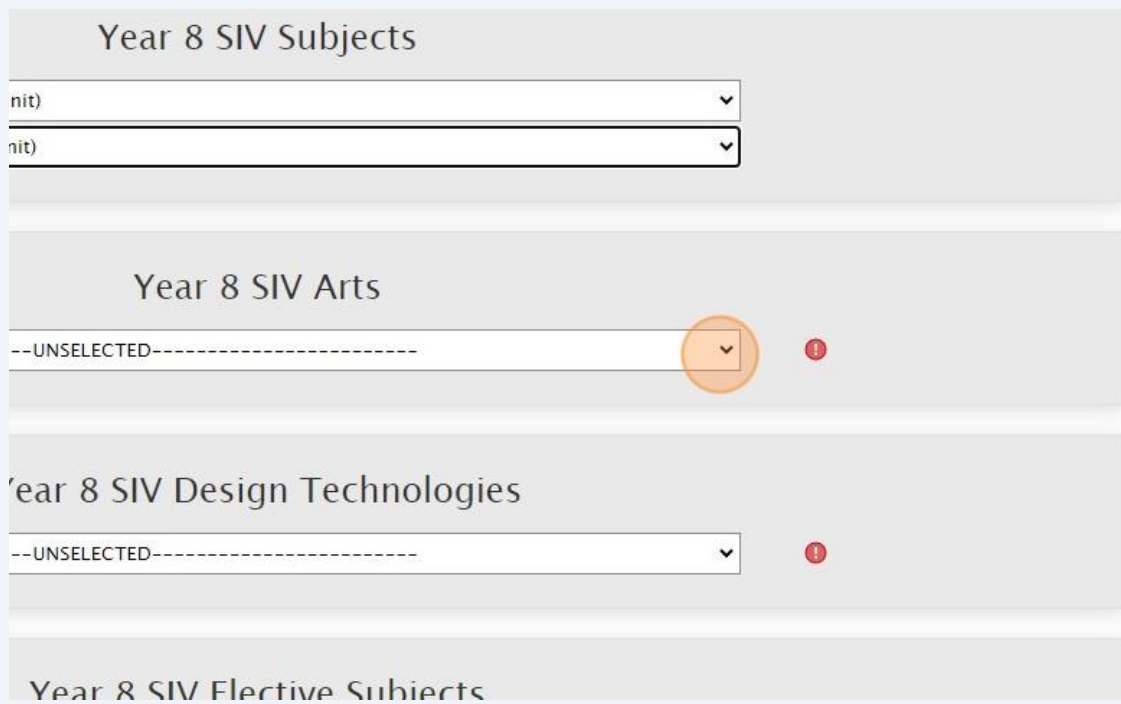
Year 8 SIV Arts

--UNSELECTED-----

Year 8 SIV Design Technologies

--UNSELECTED-----

Year 8 SIV Elective Subjects

A screenshot of a web form with several sections. The first section is titled 'Year 8 SIV Subjects' and contains two dropdown menus, both showing 'nit)'. The second section is titled 'Year 8 SIV Arts' and contains one dropdown menu showing '--UNSELECTED-----'. The dropdown menu is circled in orange, and there is a red error icon to its right. The third section is titled 'Year 8 SIV Design Technologies' and contains one dropdown menu showing '--UNSELECTED-----' with a red error icon to its right. The fourth section is titled 'Year 8 SIV Elective Subjects'.

8 You must select 1 subject from "Year 8 Design & Technologies Subjects"

Year 8 SIV Arts

1 Unit) ▾

Year 8 SIV Design Technologies

--UNSELECTED----- ▾ !

Year 8 SIV Elective Subjects

--UNSELECTED----- ▾ !

--UNSELECTED----- ▾ !

--UNSELECTED----- ▾ !

--UNSELECTED----- ▾ !

9 Select your elective subjects and reserve subjects. You must have a selection at each dropdown where there is a red exclamation mark. Think Bright students must select "8 F1 in Schools"

Year 8 SIV Design Technologies

DES (1 Unit) ▾

Year 8 SIV Elective Subjects

--UNSELECTED----- ▾ !

--UNSELECTED----- ▾ !

--UNSELECTED----- ▾ !

--UNSELECTED----- ▾ !

--UNSELECTED----- ▾ !

Proceed Cancel Log Out

10

When all subject selections have been entered correctly, the "Proceed" button will turn green. Please click on it

Year 8 SIV Elective Subjects

ARTW (1 Unit) ▼

sign/8FOO (1 Unit) ▼

/8PED (1 Unit) ▼

8MEX (1 Unit) ▼

8DRA (1 Unit) ▼

+ Proceed **-** Cancel **⏻** Log Out

Subject/Unit Details: Minimum: 14 Maximum: 17 Total Selections: 14 Time Remaining: 00:20

[Privacy](#)

11

Sign or type in the 'Student Signature' box

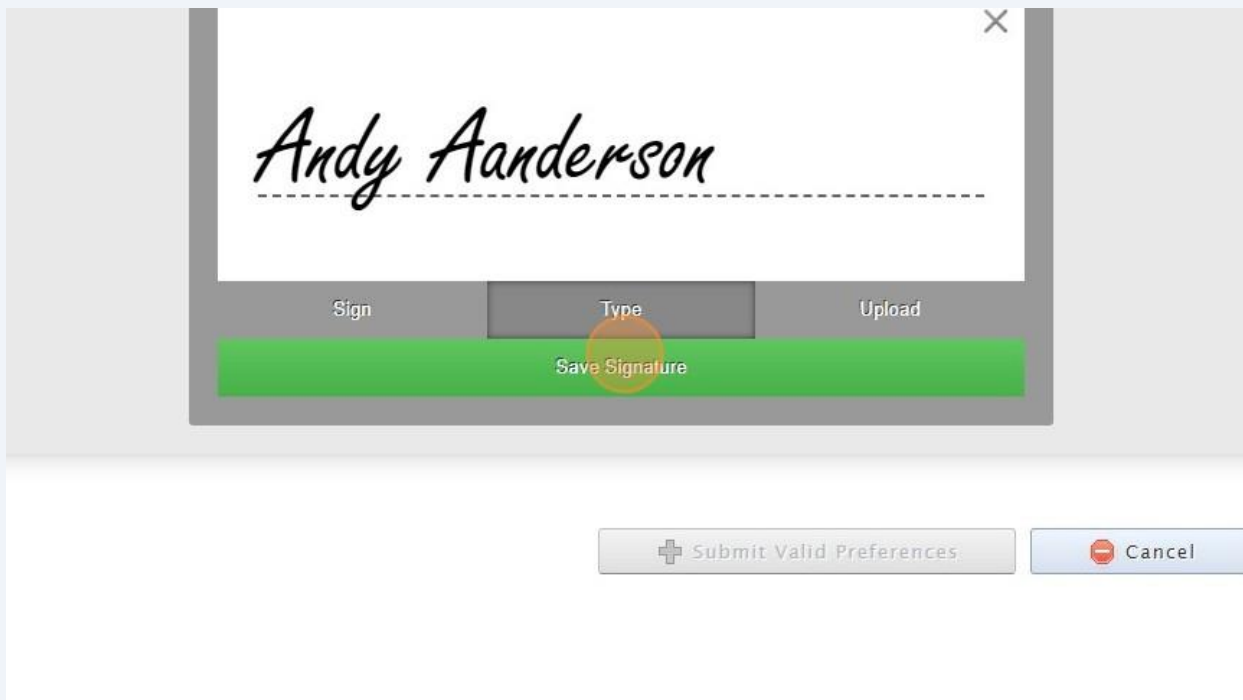
Student Signature

Sign **Type** Upload

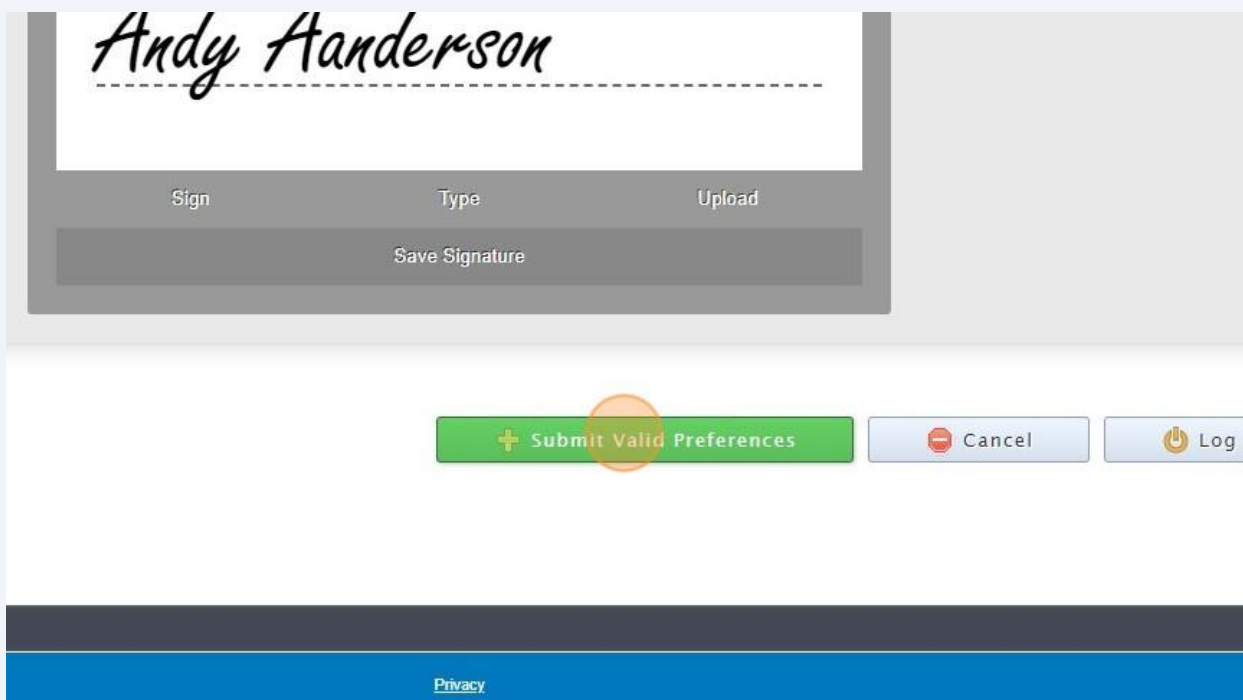
Save Signature

+ Submit Valid Preferences **-** Cancel

12 Click "Save Signature"



13 Click "Submit Valid Preferences"



14 Click "Open Print View"

The screenshot shows the Brighton Secondary School website interface. At the top right is the school logo and name. Below it is a navigation bar with five steps: 1 Stream, 2 Select Your Preferences, 3 Submit Valid Preferences, 4 View/Print Receipt, and 5 View/Print Receipt. The 'Open Print View' button is highlighted with an orange circle. Below the navigation bar are three buttons: 'Return to Home Page', 'Open Print View', and 'Log Out'. The main content area shows a receipt code: BR155-54716-6901273-4213373. Below this, it says 'School (1 2024 YEAR 8)' and 'Special Interest Volleyball Course'.

15 Click "Print Receipt". Once printed, please sign and return to your Home Group teacher

The screenshot shows the 'Web Preferences Receipt' page. At the top are three buttons: 'Print Receipt', 'Download PDF', and 'Close'. The title is 'Web Preferences Receipt'. Below it, the school name is 'Brighton Secondary School (1 2024 YEAR 8)'. The student name is 'Andy AAnderson'. The home group is 'Home Group:'. The date is '10/08/2023 1:27:11 PM'. The receipt code is 'BR155-54716-6901273-4213373'. The study stream is '2024 Year 8 Special Interest Volleyball Course'. The number of subjects/units selected is 'No. of Subjects/Units Selected:'. The submission number is 'Submission No:'. Below this is a 'Preference List' with 10 preferences and 3 reserves.

Preference List:

- Preference 1: 8 English/8ENG (2 Units)
- Preference 2: 8 Mathematics/8MAT (2 Units)
- Preference 3: 8 HASS History & Geography/8HIS (2 Units)
- Preference 4: 8 Science/8SCI (2 Units)
- Preference 5: 8 Volleyball A/8VOLA (1 Unit)
- Preference 6: 8 Volleyball B/8VOLB (1 Unit)
- Preference 7: 8 Art for our Life/8ARTL (1 Unit)
- Preference 8: 8 Design Technologies/8DES (1 Unit)
- Preference 9: 8 Art in our World/8ARTW (1 Unit)
- Preference 10: 8 Food & Product Design/8FOO (1 Unit)
- Reserve 1: 8 Physical Education/8PED (1 Unit)
- Reserve 2: 8 Music Experience/8MEX (1 Unit)
- Reserve 3: 8 Theatre Elements/8DRA (1 Unit)