

# How to Select Subjects for Year 12 Course with VET

1 Access the direct link in your school email from 'noreply@selectmysubjects.com.au' titled 'Your Web Preferences Access Guide'

2 Alternatively, you can copy the link provided in Daymap and paste into a browser (Chrome or Firefox are recommended)

3 Click "Add New Preferences"

et started, click on "Add New Preferences" below.

are applying for a VET course, please select the 2025 Stage 2 (with VET) stream on the next page. This will allow you of VET as your first preference elective subject.

are thinking about studying at an interstate university in the future, many require Year 12 English - please take this into con

+ Add New Preferences

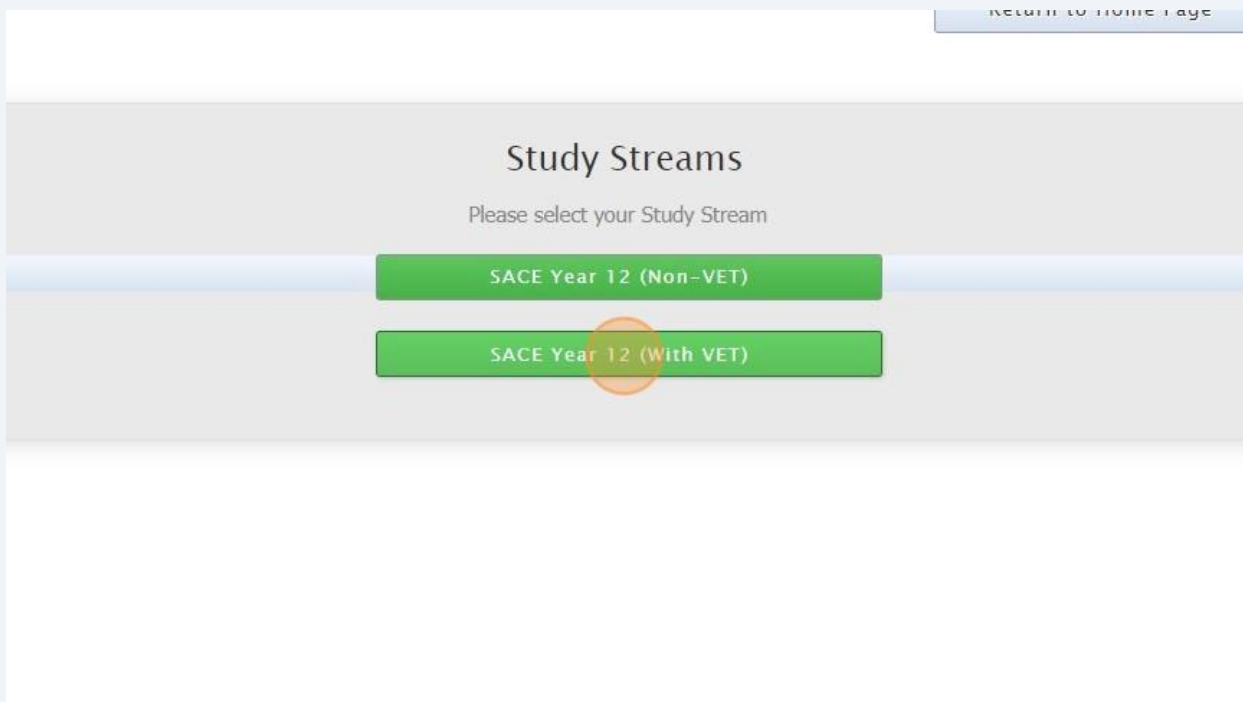
View Subject Details

## Submitted Preference Receipts

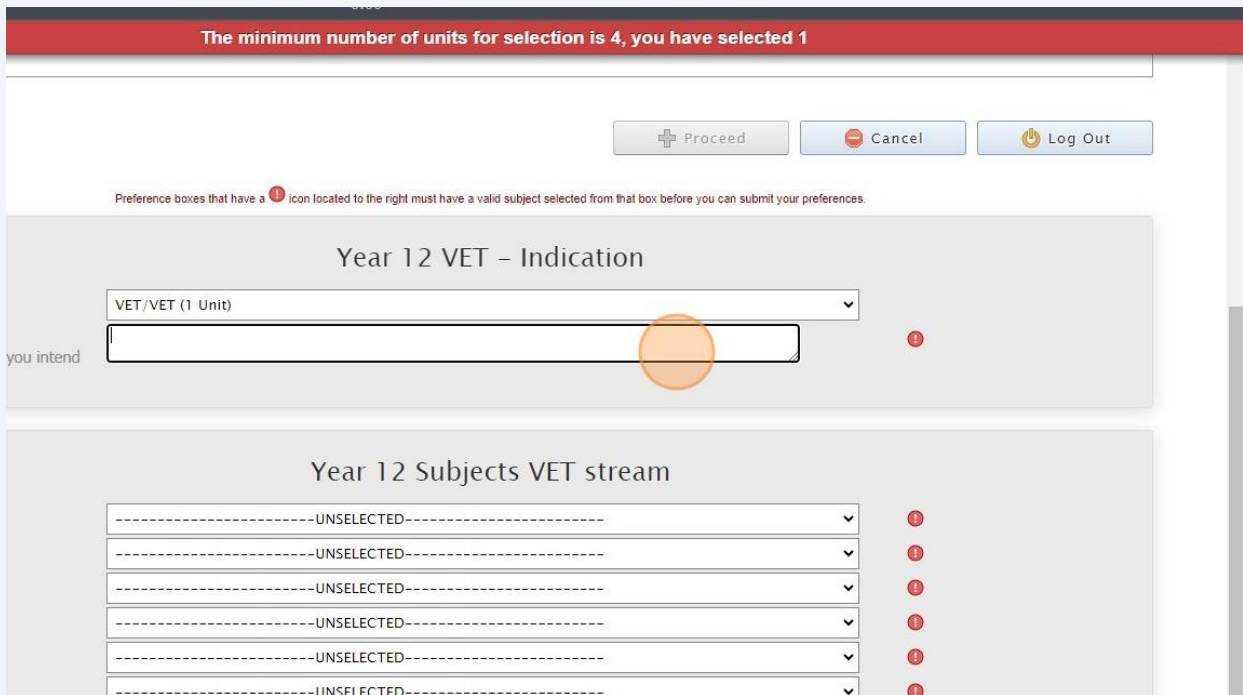
Your receipts will be displayed here, once you have submitted. Click "Add New Preferences" to get started.

## Remaining Submission Opportunities

4 Click "SACE Year 12 (With VET)"



5 Select VET from the drop down box, and then type in the VET course you intend to study



**6** Select 3 Subjects and 3 Reserve Subjects in priority order

Year 12 VET - INDICATION

UNSELECTED-----

UNSELECTED-----

UNSELECTED-----

UNSELECTED-----

UNSELECTED-----

UNSELECTED-----

UNSELECTED-----

UNSELECTED-----

Year 12 Subjects VET stream

UNSELECTED-----

UNSELECTED-----

UNSELECTED-----

UNSELECTED-----

UNSELECTED-----

UNSELECTED-----

UNSELECTED-----

UNSELECTED-----

**7** Ensure you complete the "Additional Information" section

Reserve 1 -----UNSELECTED-----

Reserve 2 -----UNSELECTED-----

Reserve 3 -----UNSELECTED-----

Reserve 4 -----UNSELECTED-----

**VET Additional Information**


Are you intending to stay at Brighton Secondary School in 2023?  Yes  No

If 'No', what are your intentions (Eg traineeship, apprenticeship)


Do you intend to study 4 subjects as well as your VET course?  Yes  No

Is there any other information that is relevant to your subject selections? (eg You are intending to study a subject not offered at Brighton Secondary School)

- 8 When all information has been entered correctly, the "Proceed" button will turn green. Please select it



- 9 Sign or type in the "Student Signature" box and select "Save Signature"



Student Signature

Sign Type Upload

Save Signature

**10** Please make sure you then select the “Submit Valid Preferences” button

Student Text Entry Answers

---

Response

+

[+ Submit Valid Preferences](#) [Cancel](#) [Log Out](#)

**11** Click “Open Print View” to print a record of your selections

1 2 3 4 5

1. Select Your Preferences 2. Submit Valid Preferences 3. View/Print Receipt

[← Return to Home Page](#) [Open Print View](#) [Log Out](#)

200-6998567-4158770