

How to Select Subjects for Year 11 SIM

1 Access the direct link in your school email from 'noreply@selectmysubjects.com.au' titled 'Your Web Preferences Access Guide'

2 Alternatively, you can copy the link provided in Daymap and paste into a browser (Chrome or Firefox are recommended)

3 Click "Add New Preferences"

You must choose subjects in line with the subject recommendations provided via Daymap.

The following are compulsory subjects and will account for 5 Units (50 SACE Credits);

- **TWO semesters** within the Literacy (English) Group (2 Units/20 SACE Credits)
- **TWO semesters** of Research Practices and Research Project (2 Units/20 SACE Credits) - this is automatically selected
- **ONE semester** within the Numeracy (Mathematics) Group (1 Unit/10 SACE Credits)

To get started, click on "Add New Preferences" below.

If you are applying for a VET course, please select the **2024 Stage 1 (with VET) stream** on the next page. This will allow you to choose 2 units of VET as your first preference elective subject.

If you are currently a **Special Interest Music (SIM) student** select the **Special Interest Music stream**, you can also indicate VET in this stream

If you are currently a **Special Interest Volleyball (SIV) student** select the **General stream**, or the **VET stream** if appropriate

[+ Add New Preferences](#)

[View Subject Details](#)

[Log Out](#)

Submitted Preference Receipts

Your receipts will be displayed here, once you have submitted. Click "Add New Preferences" to get started.

Remaining Submission Opportunities

You still have 10 submission opportunities remaining

- 4 Click "2025 Stage 1 Special Interest Music"




- 5 "Year 11 AIF" has already been selected for you




6 Select Music Craft A and Music Craft B


[+ Proceed](#) [- Cancel](#) [Log Out](#)


Preference boxes that have a  icon located to the right must have a valid subject selected from that box before you can submit your preferences.


Year 11 Research Project


11 Research Project & Research Practices / 1RPP (2 Units) 

Year 11 SIM


11 Music Craft A/1MXDCA (1 Unit) 


-----UNSELECTED----- 

-----UNSELECTED----- 





Year 11 Literacy

-----UNSELECTED----- 



Year 11 Numeracy


-----UNSELECTED----- 





Year 11 SIM Elective Subjects


6 Select Music Craft A and Music Craft B

Year 11 SIM


11 Music Craft A/1MXDCA (1 Unit) 


-----UNSELECTED----- 

-----UNSELECTED----- 





Year 11 Literacy

-----UNSELECTED----- 



Year 11 Numeracy

-----UNSELECTED----- 



Year 11 SIM Elective Subjects

7

Select the appropriate Literacy (English) subject (full year)

Arch Project & Research Practices / 1RPP (2 Units)



Year 11 SIM

ic Craft A / 1MXDCA (1 Unit)

ic Craft B / 1MXDCB (1 Unit)

Year 11 Literacy

-----UNSELECTED-----



Year 11 Numeracy

-----UNSELECTED-----



Year 11 SIM Elective Subjects

-----UNSELECTED-----



-----UNSELECTED-----



8

Select the appropriate Mathematics subject (if full year, select the 'B' option in the Elective Subjects selection)

Year 11 Literacy

-----ELECTED-----



Year 11 Numeracy

-----ELECTED-----



Year 11 SIM Elective Subjects

-----ELECTED-----



-----ELECTED-----



-----ELECTED-----



-----ELECTED-----



-----ELECTED-----



9

Select your elective subjects and reserves. You must have a selection at each dropdown where there is a red exclamation mark

SIM Elective Subjects

-----	▼	!
-----	▼	!
-----	▼	!
-----	▼	!
-----	▼	!
-----	▼	!
-----	▼	!
-----	▼	!
-----	▼	!
-----	▼	!
-----	▼	!
-----	▼	!

10

Ensure you complete the "Additional Information" section

Name: Marco ABATE - 2025 YEAR 11 Subject/Unit Details Minimum: 12 Maximum: 16 Total Selected Subject Value: 0.00

The minimum number of units for selection is 12, you have selected

Reserve 4	-----UNSELECTED-----	▼
Reserve 5	-----UNSELECTED-----	▼
Reserve 6	-----UNSELECTED-----	▼

Additional Information

Are you intending to stay at Brighton Secondary School in 2025? Yes No

If 'No', what are your intentions? (Eg. Traineeship, apprenticeship, moving schools)

Do you intend to study an additional subject on top of Yes No

- 11** When all information has been entered correctly, the "Proceed" button will turn green. Please select it

The screenshot shows a form with ten dropdown menus stacked vertically on the left side. Below the dropdowns, there are three buttons: a green "Proceed" button with a plus sign icon, a grey "Cancel" button with a minus sign icon, and a grey "Log Out" button with a power icon. The "Proceed" button is highlighted with an orange circle. At the bottom right of the form area, the text "Tin" is visible. The entire form is set against a light grey background.

- 12** Sign or type in the 'Student Signature' box and select "Save Signature"

The screenshot shows a dialog box titled "Student Signature". Inside the dialog, there is a large white rectangular area with a dashed horizontal line across its middle. Below this area are three buttons: "Sign", "Type", and "Upload". At the bottom of the dialog, there is a wide button labeled "Save Signature". A close button (an 'X' icon) is located in the top right corner of the white area. The dialog box has a grey border and a grey background.

13

Please make sure you then select the “Submit Valid Preferences” button

Student Text Entry Answers

Response

+ Submit Valid Preferences

Cancel

Log Out

14

Click “Open Print View” to print a record of your selections

Set Your Preferences

4 Submit Valid Preferences

5 View/Print Receipts

Return to Home Page

Open Print View

Log Out

200-6998567-4158770