

How to Select Subjects for Year 10 SIM Course

1 Access the direct link in your school email from 'noreply@selectmysubjects.com.au' titled 'Your Web Preferences'

2 Alternatively, you can copy the link provided in Daymap and paste into a browser (Chrome or Firefox are recommended)

3 Click "Add New Preferences"

Special Interest Music (SIM) student or have been accepted into the course, then select the **Special Interest Music str**
Special Interest Volleyball (SIV) student or have been accepted into the course, then select the **Special Interest Volley**

Finalise your selections by clicking on the "Submit Valid Preferences" and digitally sign the receipt



Submitted Preference Receipts

Your receipts will be displayed here, once you have submitted. Click "Add New Preferences" to get started.

Remaining Submission Opportunities

4

Click "2025 Year 10 Special Interest Music"



5


Compulsory Year 10 full-year English & Science, and semester HASS –History have already been allocated

able to run a subject that you have selected, then it may be replaced by one of your reserve subjects.

Proceed

Cancel

Log Out

Preference boxes that have a  icon located to the right must have a valid subject selected from that box before you can submit your preferences.

Year 10 Compulsory Subjects

10 English/OENG (2 Units)

10 Science/OSCI (2 Units)

10 History – Making of the Modern World/OHIS (1 Unit)



Year 10 Health & Physical Education

-----UNSELECTED-----



Year 10 Mathematics




-----UNSELECTED-----







6

You must choose from the 4 options of HPE (you can do additional HPE in your Elective Subjects)

Year 10 Compulsory Subjects

Modern World/OHIS (1 Unit)   



Year 10 Health & Physical Education
UNSELECTED-----  



Year 10 Mathematics
UNSELECTED-----  









Year 10 Special Interest Music

7

Choose from "Mathematics (General)" or "Mathematics (Advanced)"

Year 10 Health & Physical Education
UNSELECTED-----  

Year 10 Mathematics
UNSELECTED-----  

Year 10 Special Interest Music
UNSELECTED-----  
UNSELECTED-----  
UNSELECTED-----  
UNSELECTED-----  

8

You must select SIMA & SIMB, and Core MusicA & Core MusicB

-----UNSELECTED-----

Year 10 Special Interest Music

Interest Music/OSIMA (1 Unit)

Interest Music/OSIMB (1 Unit)

usic/OMUSA (1 Unit)

-----UNSELECTED-----

Year 10 SIM Electives

-----UNSELECTED-----

-----UNSELECTED-----

-----UNSELECTED-----

-----UNSELECTED-----

-----UNSELECTED-----

9

Select your elective subjects and reserves. You must have a selection at each dropdown where there is a red exclamation mark

MA (1 Unit)

MB (1 Unit)

it)

t)

Year 10 SIM Electives

UNSELECTED-----

UNSELECTED-----

UNSELECTED-----

UNSELECTED-----

UNSELECTED-----

UNSELECTED-----

10 Ensure you complete the 'Additional information' section

The minimum number of units for selection is 14, you have selected

Reserve 2	-----UNSELECTED-----
Reserve 3	-----UNSELECTED-----
Reserve 4	-----UNSELECTED-----

Additional Information

Are you intending to continue at Brighton Secondary School in 2025? Yes No

If 'No', what are your intentions? (Eg, moving to another site, undertaking an apprenticeship)

Are you interested in Peer Leadership opportunities in

Yes No

11 When all information has been entered correctly, the "Proceed" button will turn green. Please select it

<input type="text"/>	
<input type="text"/>	
<input type="text"/>	
<input type="text"/>	
<input type="text"/>	
<input type="text"/>	
<input type="text"/>	
<input type="text"/>	
<input type="text"/>	
<input type="text"/>	

Tin

12 Sign or type in the 'Student Signature' box and select "Save Signature"

Student Signature

Sign Type Upload

Save Signature

13 Please make sure you then select the "Submit Valid Preferences" button

Student Text Entry Answers

Response

+ Submit Valid Preferences Cancel Log Out

14 Click "Open Print View" to print a record of your selections

